

LUMINAIRE PHOTOMETRIC TEST REPORT

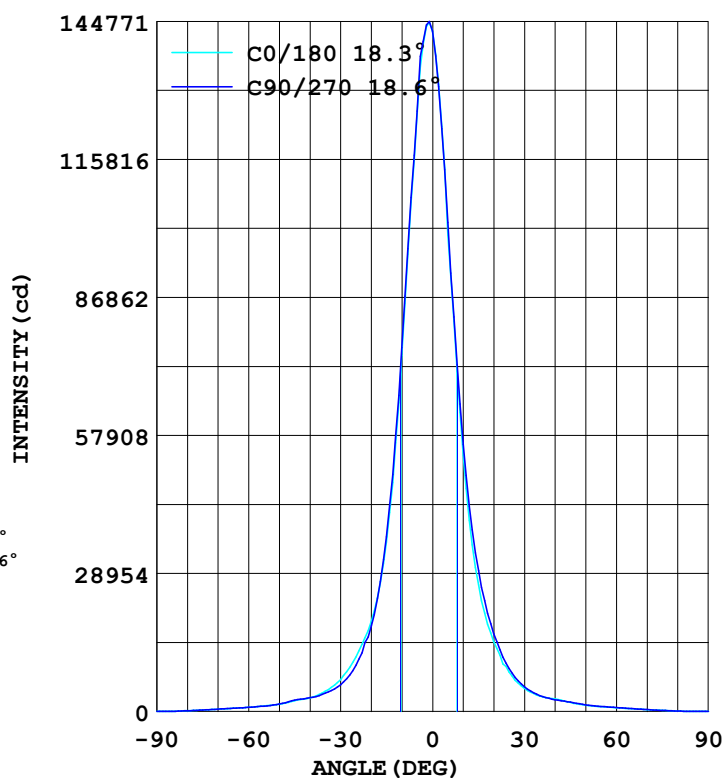
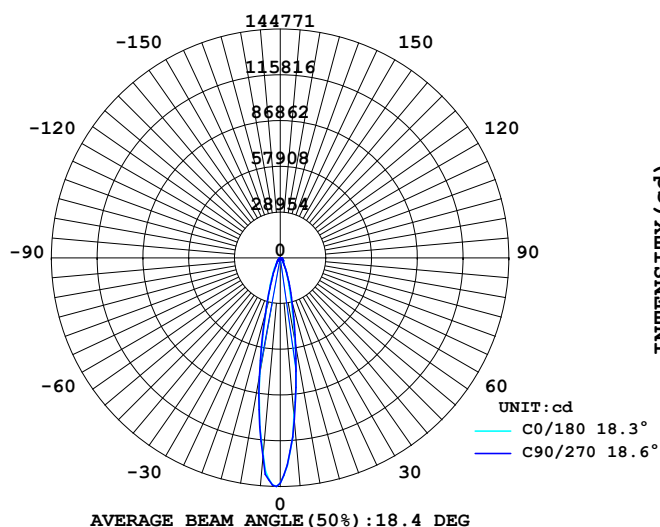
Report number:

MANUFACTURER: ILUMEN GMBH	Address:	
NAME: Klose	TYPE: IL-FL19-N20040-15	WEIGHT:
SPECIFICATION: 2835LED、4000K、15DEG	DIMENSION:	SERIAL No.:

DATA OF LAMP		Imax(cd)	146147	S/MH (C0/180)	0.36
MODEL		EFFICIENCY (%)	100.0	S/MH (C90/270)	0.36
NOMINAL POWER(W)	200	TOTAL FLUX(lm)	29049	Voltage(V)	230.3
RATED VOLTAGE (V)	230	EFFICIENCY (lm/W)	144.7	Current(A)	0.883
NOMINAL FLUX(lm)	29049.0	η up (%)	0.0	Power(W)	200.8
LAMPS QUANTITY	1	η down (%)	100.0	Power Factor (PF)	0.987
TEST VOLTAGE (V)	230.4	Effective Flux(lm)	29049.0	EEI	0.104

LUMINOUS INTENSITY DISTRIBUTION

LUMINOUS INTENSITY DISTRIBUTION



Test System:
Temperature: 25.3 DEG
Operators:
Test Date: 2024.11.19

Test Set: 5.0deg/s C-Gamma (TYPE C)
Humidity: 65.0%
Test Distance: 10.000 m
Remarks:

Color Temperature Data List

Report number:

MANUFACTURER: ILUMEN GMBH	Address:	
NAME: Klose	TYPE: IL-FL19-N20040-15	WEIGHT:
SPECIFICATION: 2835LED、4000K、15DEG	DIMENSION:	SERIAL No.:

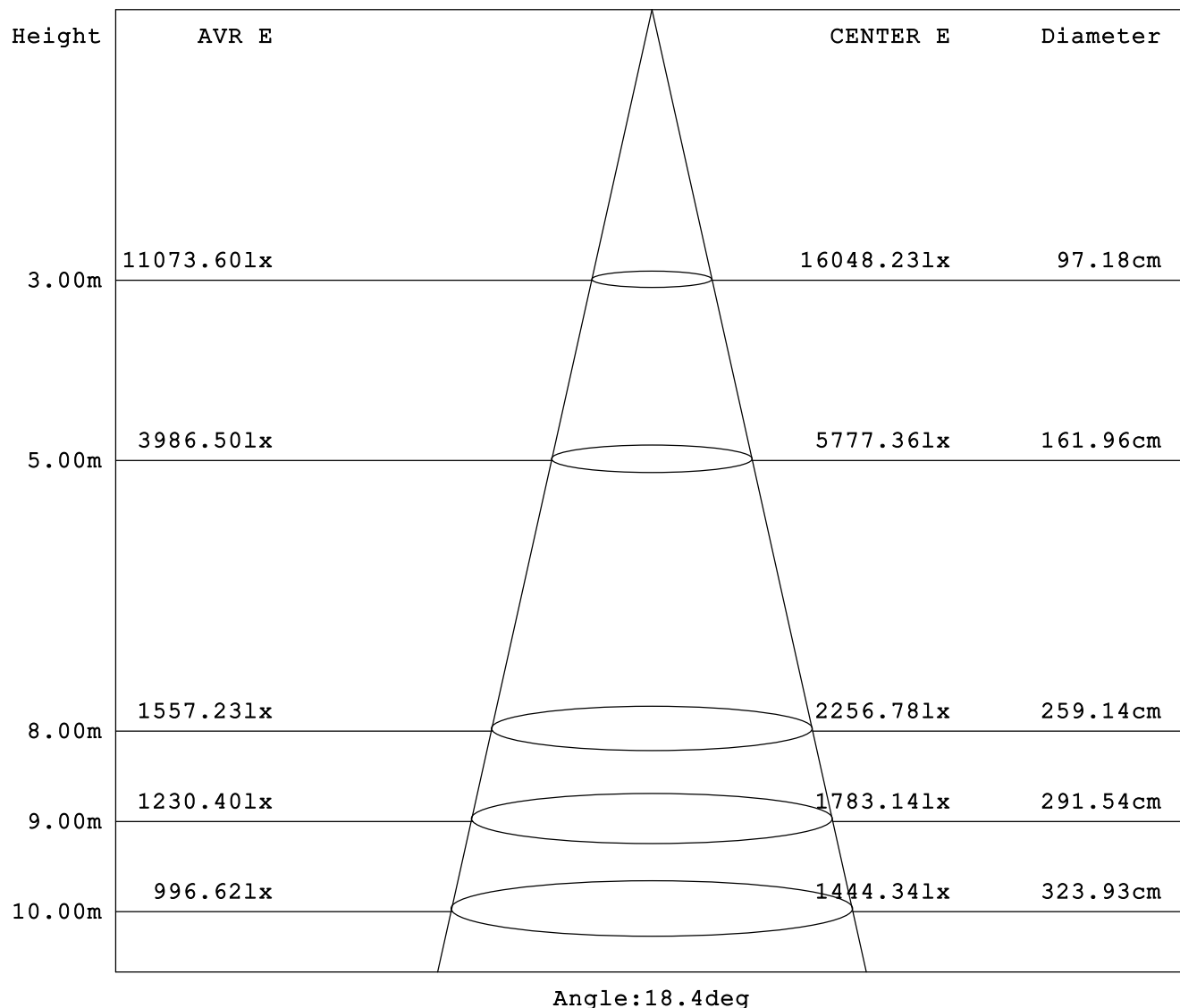
Test System:
Temperature: 25.3DEG
Operators:
Test Date: 2024.11.19

Test Set: 5.0deg/s C-Gamma (TYPE C)
Humidity: 65.0%
Test Distance: 10.000 m
Remarks:

AVERAGE AND CENTER E Figure

Report number:

MANUFACTURER: ILUMEN GMBH	Address:	
NAME: Klose	TYPE: IL-FL19-N20040-15	WEIGHT:
SPECIFICATION: 2835LED、4000K、15DEG	DIMENSION:	SERIAL No.:



Test System:
Temperature: 25.3DEG
Operators:
Test Date: 2024.11.19

Test Set: 5.0deg/s C-Gamma (TYPE C)
Humidity: 65.0%
Test Distance: 10.000 m
Remarks:

ZONAL FLUX DIAGRAM

Report number:

MANUFACTURER: ILUMEN GMBH	Address:	
NAME: Klose	TYPE: IL-FL19-N20040-15	WEIGHT:
SPECIFICATION: 2835LED、4000K、15DEG	DIMENSION:	SERIAL No.:

γ	C0	C45	C90	C135	C180	C225	C270	C315	γ	Zone	total
5.0	1254	1302	1259	1190	999.6	1007	1026	1068	0- 5	3047	3047
10.0	747.1	793.9	763.4	681.4	537.1	539.2	560.4	588.6	5- 10	6168	9215
15.0	355.2	387.4	366.5	324.6	265.3	276.1	295.8	301.9	10- 15	5421	14636
20.0	189.4	197.8	179.5	162.9	147.0	154.1	163.5	163.9	15- 20	3810	18447
25.0	114.4	101.3	97.27	90.30	82.93	92.30	90.08	93.97	20- 25	2698	21144
30.0	67.10	64.18	56.19	53.64	48.56	57.09	51.90	55.89	25- 30	1876	23020
35.0	42.64	40.98	38.87	36.31	32.46	36.18	33.37	35.93	30- 35	1350	24370
40.0	28.69	28.66	28.94	27.21	26.23	25.83	24.63	24.96	35- 40	1044	25414
45.0	22.70	23.57	24.09	23.29	19.06	19.88	19.63	19.56	40- 45	893.9	26308
50.0	15.37	16.93	15.70	16.19	13.26	14.36	14.08	14.43	45- 50	734.7	27043
55.0	11.53	12.04	11.33	11.93	10.19	10.79	10.67	10.99	50- 55	563.6	27606
60.0	8.807	9.611	8.838	9.042	7.902	8.249	8.304	8.520	55- 60	454.6	28061
65.0	6.761	7.318	6.867	6.858	5.888	5.831	6.109	6.274	60- 65	367.3	28428
70.0	4.837	5.143	4.990	5.059	4.009	3.845	4.083	4.245	65- 70	278.4	28707
75.0	3.022	3.258	3.050	2.949	2.398	2.152	2.344	2.462	70- 75	187.0	28894
80.0	1.599	1.705	1.624	1.449	0.894	0.850	0.881	1.038	75- 80	104.3	28998
85.0	0.456	0.585	0.436	0.436	0.274	0.170	0.234	0.222	80- 85	41.47	29039
90.0	0.082	0.112	0.057	0.083	0.079	0.044	0.079	0.042	85- 90	9.514	29049
95.0									90- 95		
100.0									95-100		
105.0									100-105		
110.0									105-110		
115.0									110-115		
120.0									115-120		
125.0									120-125		
130.0									125-130		
135.0									130-135		
140.0									135-140		
145.0									140-145		
150.0									145-150		
155.0									150-155		
160.0									155-160		
165.0									160-165		
170.0									165-170		
175.0									170-175		
180.0									175-180		
DEG	LUMINOUS INTENSITY:×100cd									UNIT:lm	

Test System:
Temperature:25.3DEG
Operators:
Test Date:2024.11.19

Test Set: 5.0deg/s C-Gamma (TYPE C)
Humidity:65.0%
Test Distance:10.000 m
Remarks:

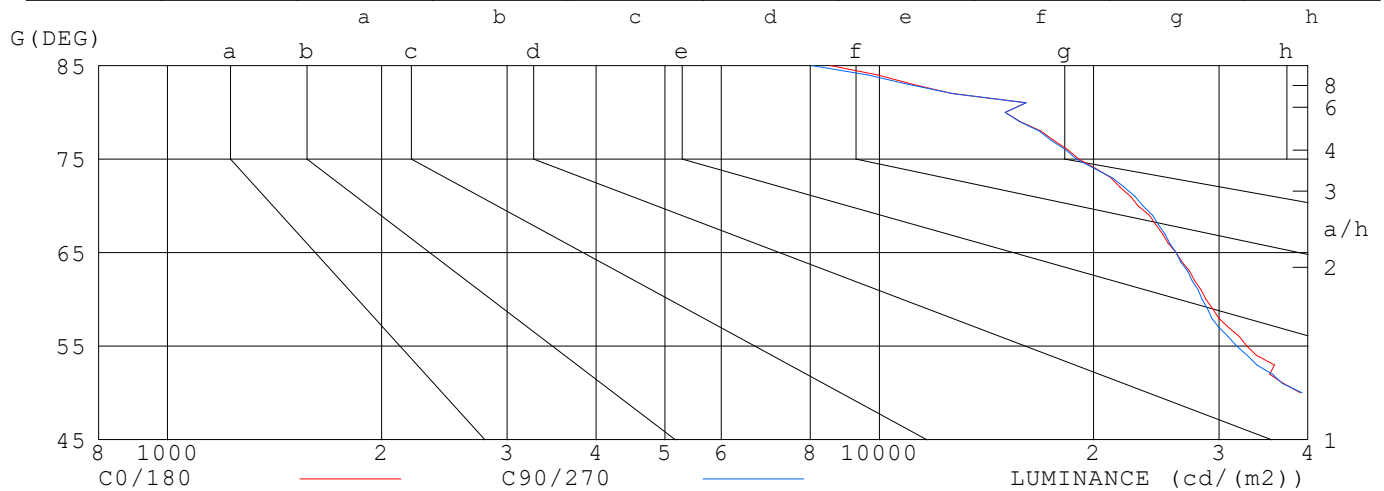
LUMINANCE LIMITATION CURVES

Report number:

MANUFACTURER: ILUMEN GMBH	Address:	
NAME: Klose	TYPE: IL-FL19-N20040-15	WEIGHT:
SPECIFICATION: 2835LED、4000K、15DEG	DIMENSION:	SERIAL No.:

LUMINANCE LIMITATION CURVES

GLARE	CLASS	ILLUMINANCE (lx)							
1.15	A	2000	1000	500	<=300				
1.50	B		2000	1000	500	<=300			
1.85	C			2000	1000	500	<=300		
2.20	D				2000	1000	500	<=300	
2.55	E					2000	1000	500	<=300



LUMINANCE cd/(m2)		
G (DEG)	C0/180	C90/270
85	8543	8044
80	15033	15033
75	19060	18939
70	23087	23450
65	26116	26116
60	28752	28409
55	32838	31755
50	39035	39267
45	52416	54773

Test System:
 Temperature: 25.3DEG
 Operators:
 Test Date: 2024.11.19

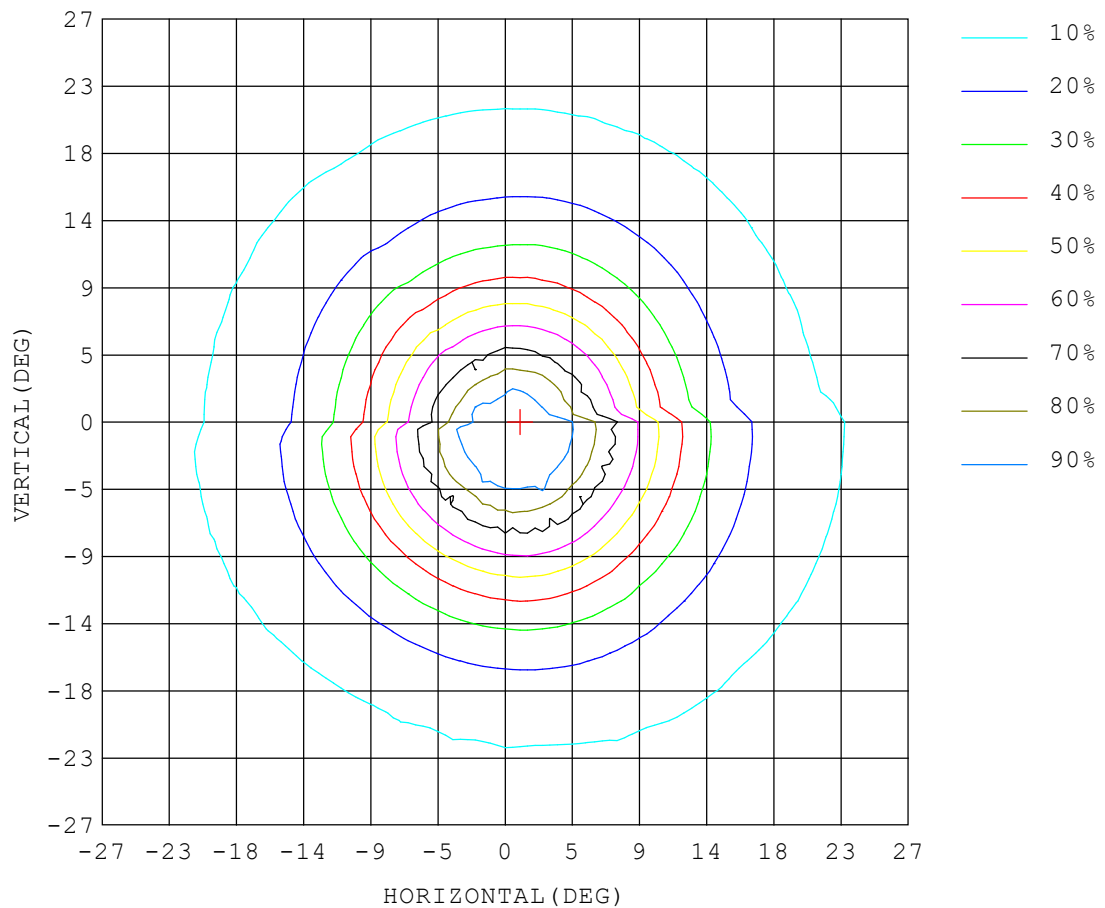
Test Set: 5.0deg/s C-Gamma (TYPE C)
 Humidity: 65.0%
 Test Distance: 10.000 m
 Remarks:

ISOCANDELA DIAGRAM

Report number:

MANUFACTURER: ILUMEN GMBH	Address:	
NAME: Klose	TYPE: IL-FL19-N20040-15	WEIGHT:
SPECIFICATION: 2835LED、4000K、15DEG	DIMENSION:	SERIAL No.:

UNIT: cd



Test System:
Temperature: 25.3DEG
Operators:
Test Date: 2024.11.19

Test Set: 5.0deg/s C-Gamma (TYPE C)
Humidity: 65.0%
Test Distance: 10.000 m
Remarks: